



# Admissions<sup>+</sup>

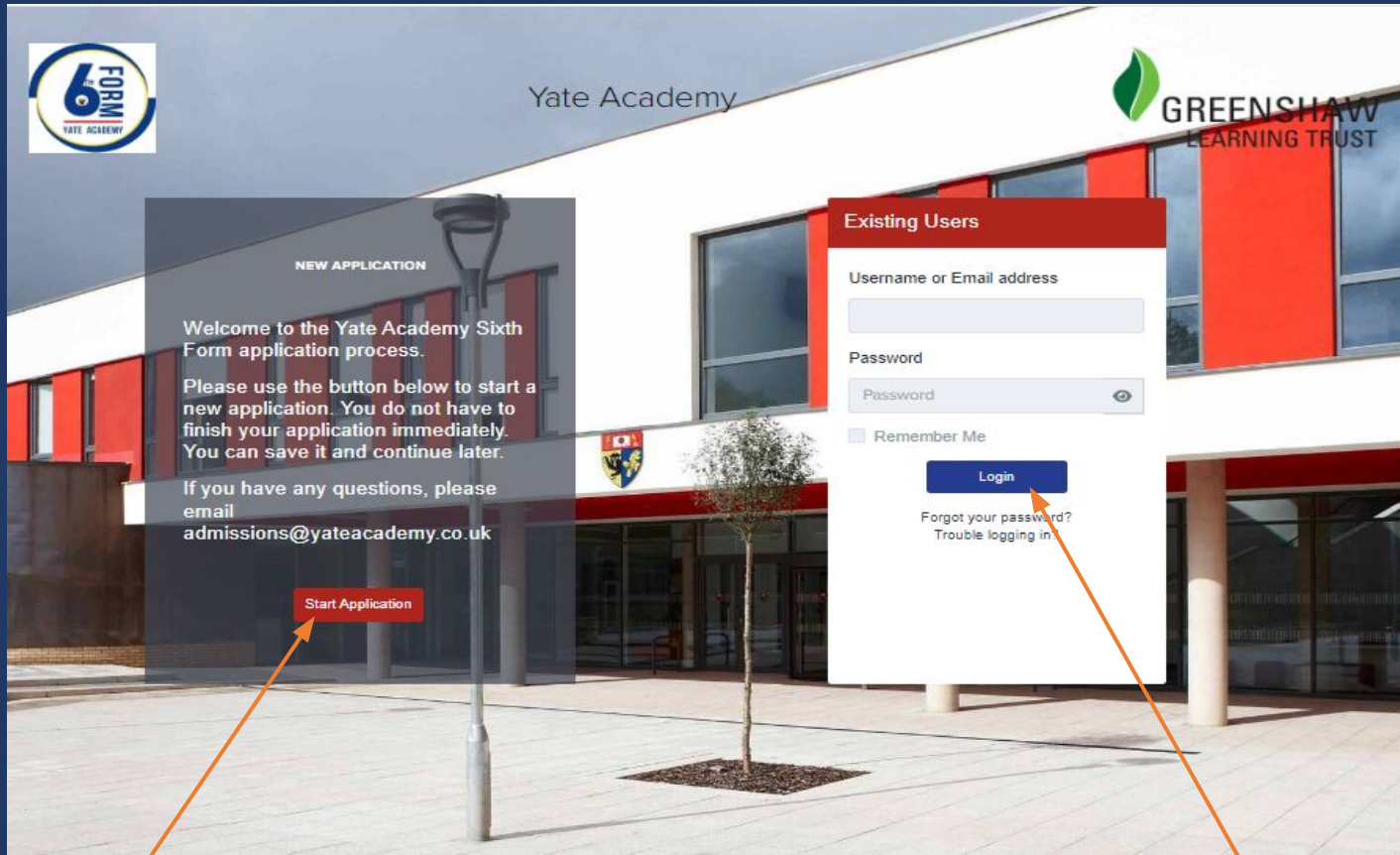
Powered by

appicaa

A guide for applicants |

Follow this link:

- <https://yateacademy.applicaa.com/year12>
- Internal Students: Your login details have been sent to your school email accounts
- External Students: Please create a new account using the above link.

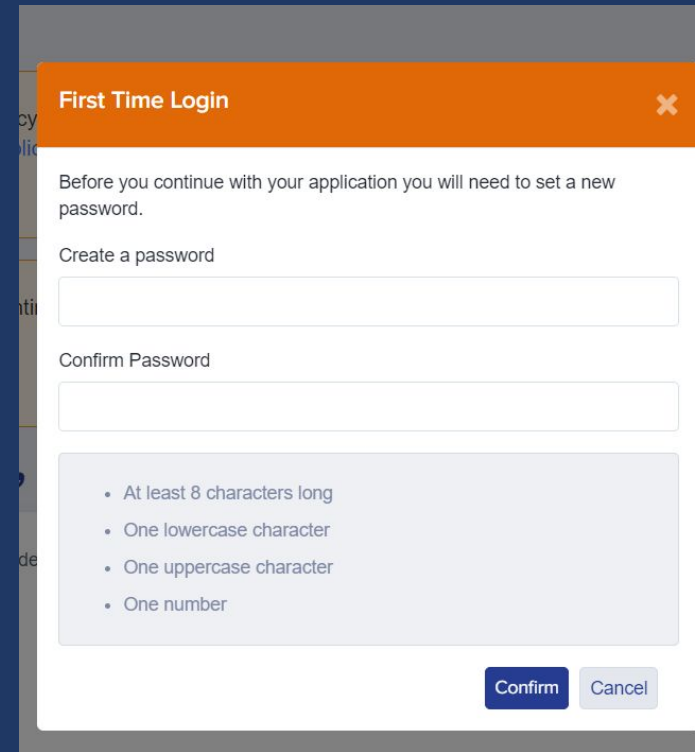


This is for EXTERNAL applicants only

Add your email address and password here and login as a Registered User

# Once you're logged in...

- You will be asked to change your password before you can continue with your application
- Also, please read and accept both the school and Applica's privacy policies



**First Time Login**

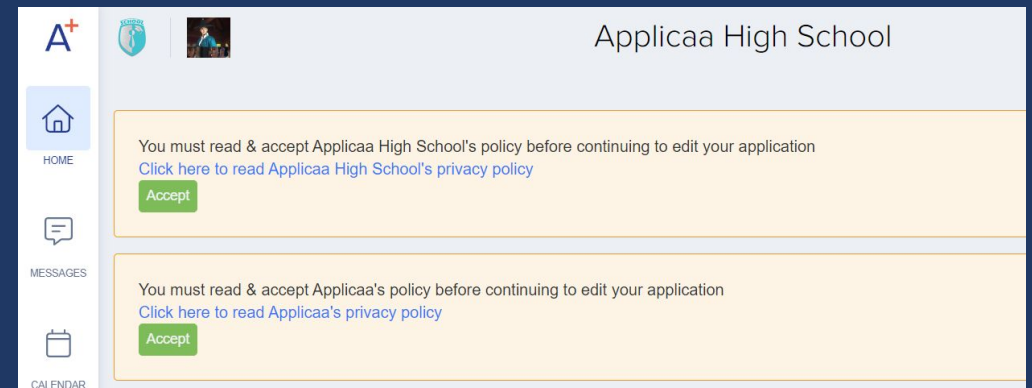
Before you continue with your application you will need to set a new password.



Create a password

Confirm Password

- At least 8 characters long
- One lowercase character
- One uppercase character
- One number

**Confirm** **Cancel**



**A+**   **Applicaa High School**

**HOME**

**MESSAGES**

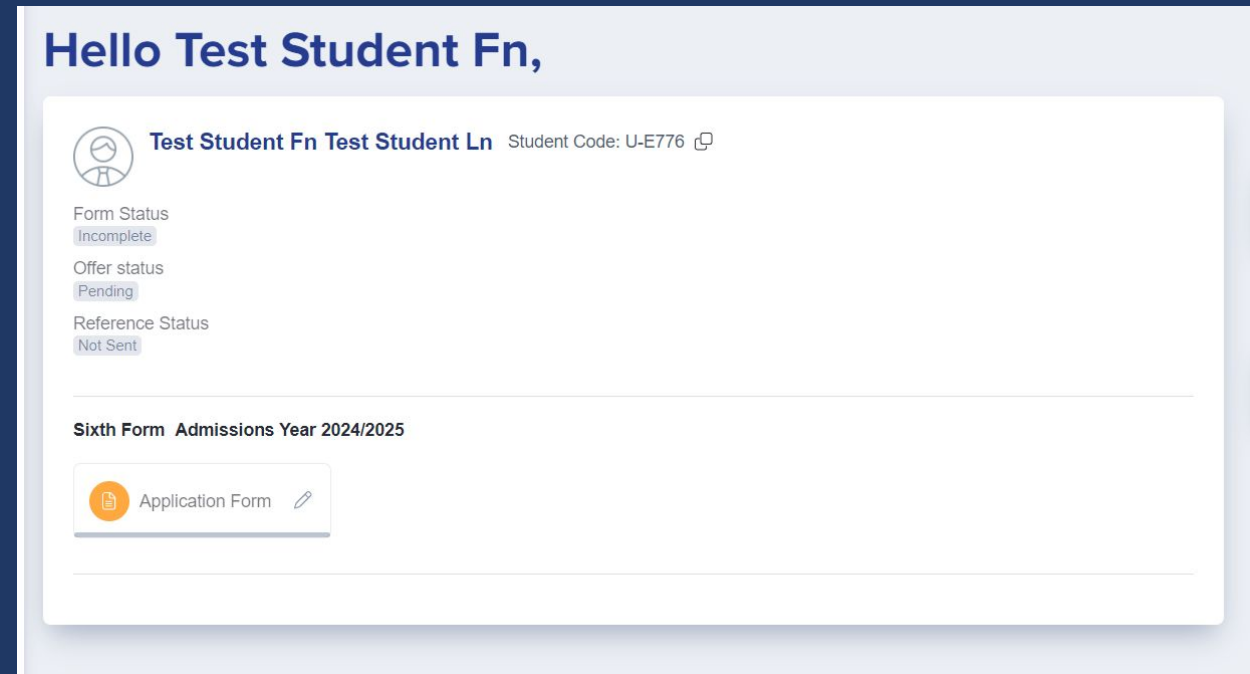
**CALENDAR**

You must read & accept Applicaa High School's policy before continuing to edit your application  
[Click here to read Applicaa High School's privacy policy](#)  
**Accept**

You must read & accept Applicaa's policy before continuing to edit your application  
[Click here to read Applicaa's privacy policy](#)  
**Accept**

# Once you're logged in...

- You will see a welcome message and the Application Form icon
- Click the Application Form icon to open your application and begin completing each section
- Make a note of your password (set it to something memorable!) as you will need to log in again in future to view your interviews and offers



The screenshot shows a user interface for a student. At the top, it says "Hello Test Student Fn,". Below that, there is a profile section with a circular icon of a person, the name "Test Student Fn Test Student Ln", and the "Student Code: U-E776" with a copy icon. Underneath, there are three status indicators: "Form Status" is "Incomplete", "Offer status" is "Pending", and "Reference Status" is "Not Sent". A horizontal line separates this from the "Sixth Form Admissions Year 2024/2025" section. In this section, there is a button labeled "Application Form" with a document icon and a pencil icon.

# Press “save” at the end of each section

- You don't have to complete your application all in one go

The screenshot displays a multi-step application form with five steps: Step 1 (Student Basic Details), Step 2 (Agreement), Step 3 (Additional Information), Step 4 (Education), and Step 5 (Courses). The current view is Step 1, which is titled "Ethnicity and Background Information". This section contains several dropdown menus for data entry:

- Ethnicity
- Ethnicity Source
- First Language
- First Language Source
- Home Language
- Religion
- Are any of your legally responsible parents or carers currently serving in the military or armed forces? (Yes/No)
- Service Child Source
- Country Of Birth
- Nationality
- Resident UK Last 3yrs

# If you have any questions or need any support:

- Please speak to:
- Course or Sixth Form: Lucy Statham [lstatham@yateacademy.co.uk](mailto:lstatham@yateacademy.co.uk)
- Application Process: Alice Henley [admissions@yateacademy.co.uk](mailto:admissions@yateacademy.co.uk)